

Signify Classified - Internal
Cooper Lighting Solutions Photometric Lab
1121 Highway 74 South
Peachtree City, GA 30269



Scaled data based on original data using
LM-79-08 Approved Method: Electrical and Photometric Measurements of Solid-
State Lighting Products

Test Report Prepared for
Cooper Lighting Solutions
(formerly Eaton)

Brand: STREETWORKS

Report Number: P870383

Luminaire Tested: **MEM2-HSN-SA-30-840-U-T3**

Issue Date: 09/05/2024



Test Information

Test Method: LM-79-08
Report Number: P870383
Test Lab: INNOVATION CENTER(G3)
Issue Date: 09/05/2024
Manufacturer: COOPER LIGHTING SOLUTIONS (FORMERLY EATON)
Product Line: STREETWORKS
Catalog Number: MEM2-HSN-SA-30-840-U-T3
Description: EPIC MODERN SHORT HOUSING DISCRETE LED ARRAYS 30W 80CRI 4000K
FITXURE w/ TYPE III DISTRIBUTION OPTIC
Light Source: (10) 4000K CCT, 80 CRI LEDS
Ballast/Driver: ELECTRONIC DRIVER

Summary

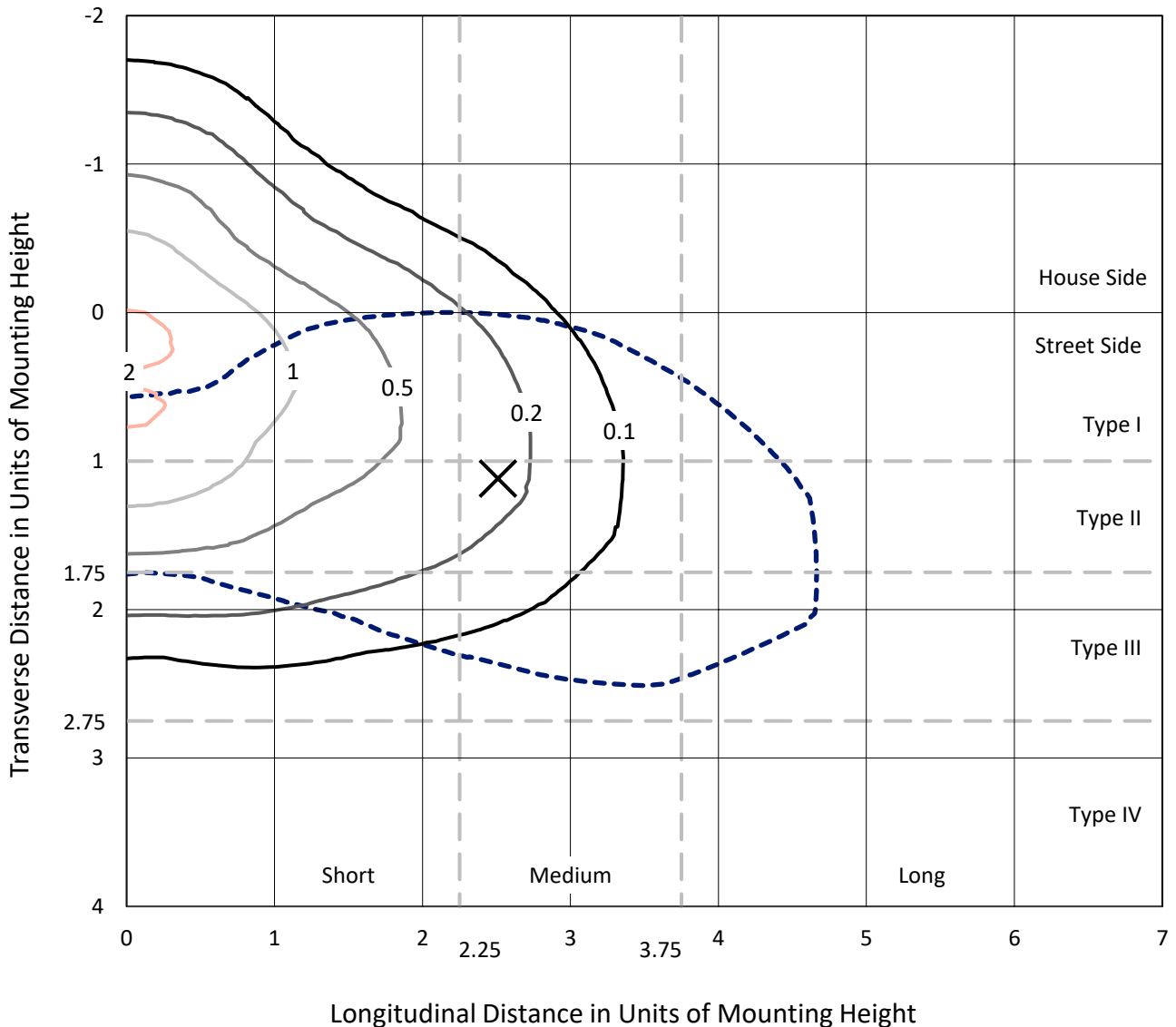
Lumens per Lamp: N/A
Luminaire Lumens: 4721.2 lumens
Efficiency: N/A
Efficacy: 143.9 lumens/watt
Luminous Opening: Rectangular (W 0.33' x L: 0.33' x H: 0')
IES Classification: Type III - Medium
BUG Rating: B1 - U0 - G1

Input Watts (W): 32.8
Input Voltage (V): 120
Input Current (A_{in}): NR
Voltage Rise (V): NR
Power Factor: 0.99
Total Harmonic Distortion (THDi): 9.76%
Frequency (hertz): 60
Stabilization Time: NR
Operation Time: NR
Ambient Temperature (°C): NR
Test Distance: 24 FT

REPORT NUMBER: P870383
 CATALOG NUMBER: MEM2-HSN-SA-30-840-U-T3

Iso-Footcandle Lines of Horizontal Illumination

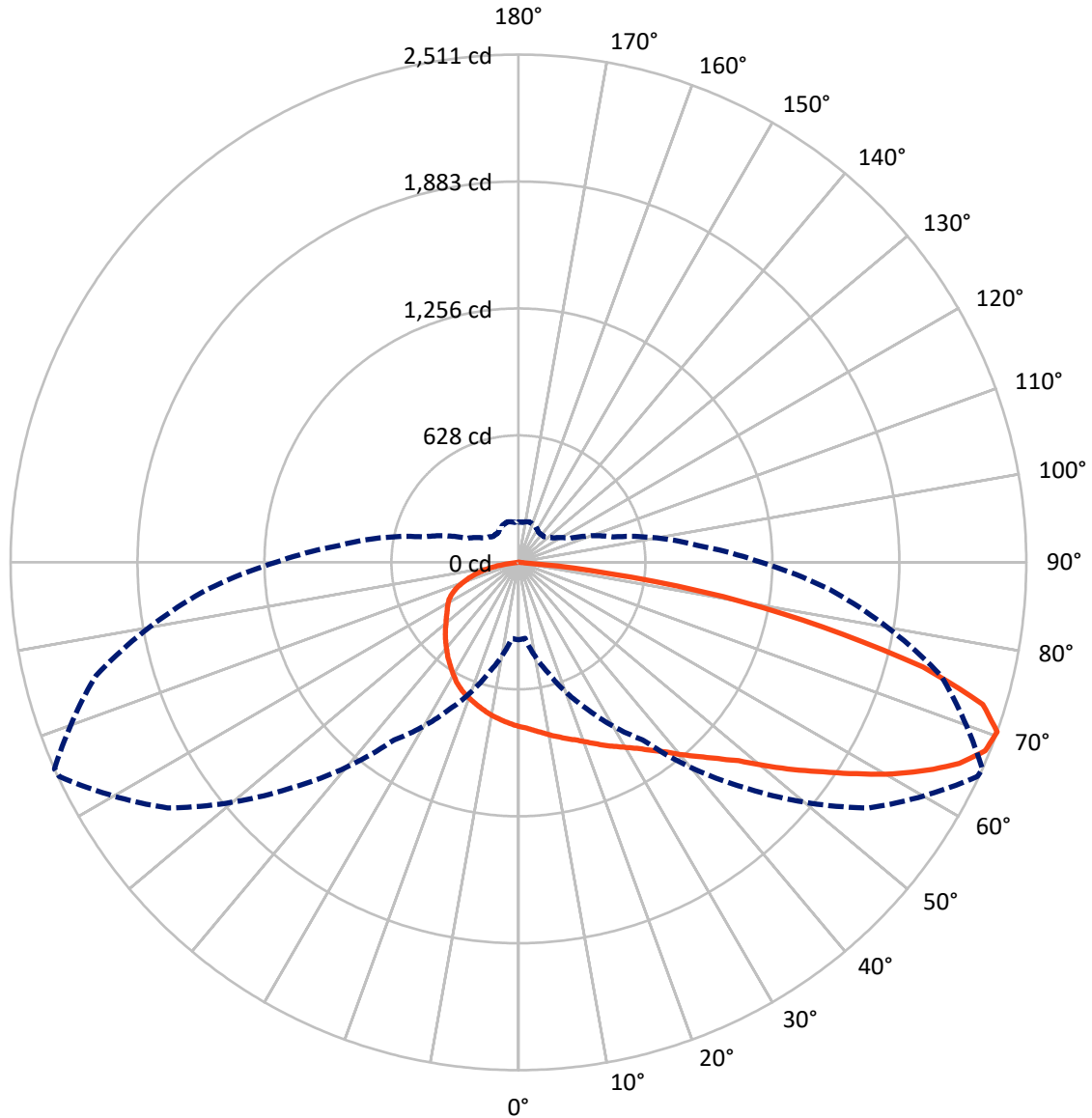
× Max cd
 - - - 1/2 Max cd



Based on 20 foot mounting height. Maximum calculated value = 2.2 fc
 Type III - Medium - N/A

REPORT NUMBER: P870383
CATALOG NUMBER: MEM2-HSN-SA-30-840-U-T3

Luminous Intensity Polar Plot



— Vertical Plane Through 66-Deg Lateral - - - Horizontal Cone Through 70-Deg Vertical

REPORT NUMBER: P870383
 CATALOG NUMBER: MEM2-HSN-SA-30-840-U-T3

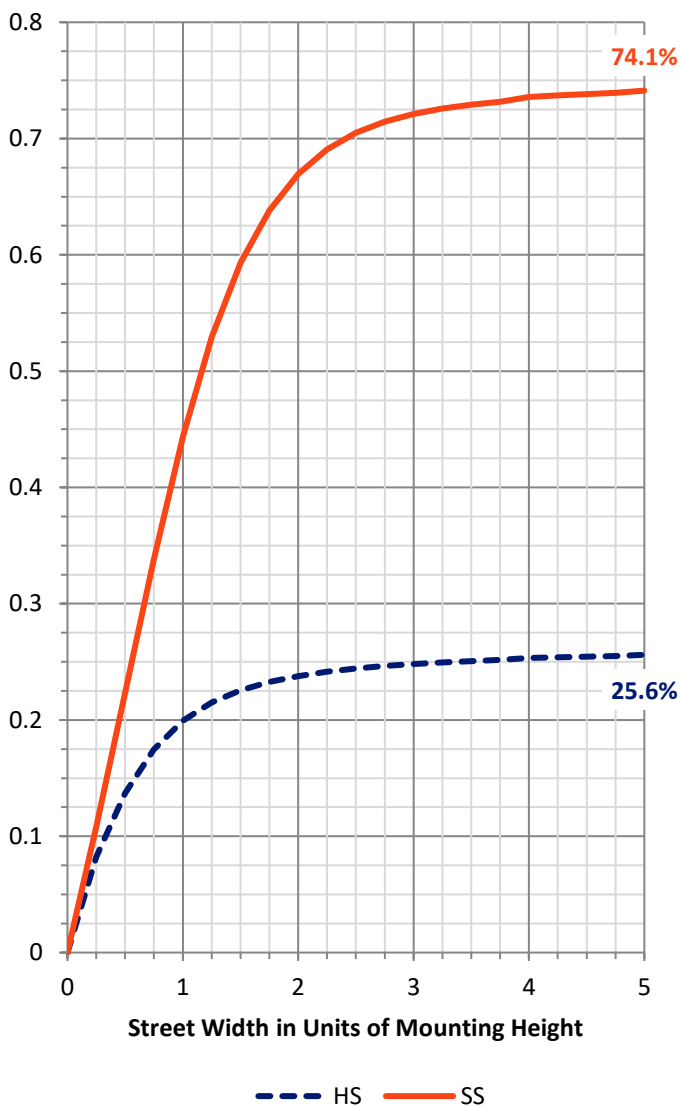
FLUX DISTRIBUTION:

		Downward	Upward	Total
House Side	Lumens	1216.7	0.0	1216.7
	% Fixture	25.8	0.0	25.8
Street Side	Lumens	3504.5	0.0	3504.5
	% Fixture	74.2	0.0	74.2
Total	Lumens	4721.2	0.0	4721.2
	% Fixture	100.0	0.0	100.0

ZONAL LUMENS:

Zone	Lumens	% Fixture
0°-10°	77.7	1.6
10°-20°	231.5	4.9
20°-30°	388.9	8.2
30°-40°	585.9	12.4
40°-50°	795.5	16.8
50°-60°	945.3	20.0
60°-70°	964.7	20.4
70°-80°	645.3	13.7
80°-90°	86.3	1.8
90°-100°	0.0	0.0
100°-110°	0.0	0.0
110°-120°	0.0	0.0
120°-130°	0.0	0.0
130°-140°	0.0	0.0
140°-150°	0.0	0.0
150°-160°	0.0	0.0
160°-170°	0.0	0.0
170°-180°	0.0	0.0
0°-90°	4721.2	100.0
0°-180°	4721.2	100.0

Coefficient of Utilization



REPORT NUMBER: P870383

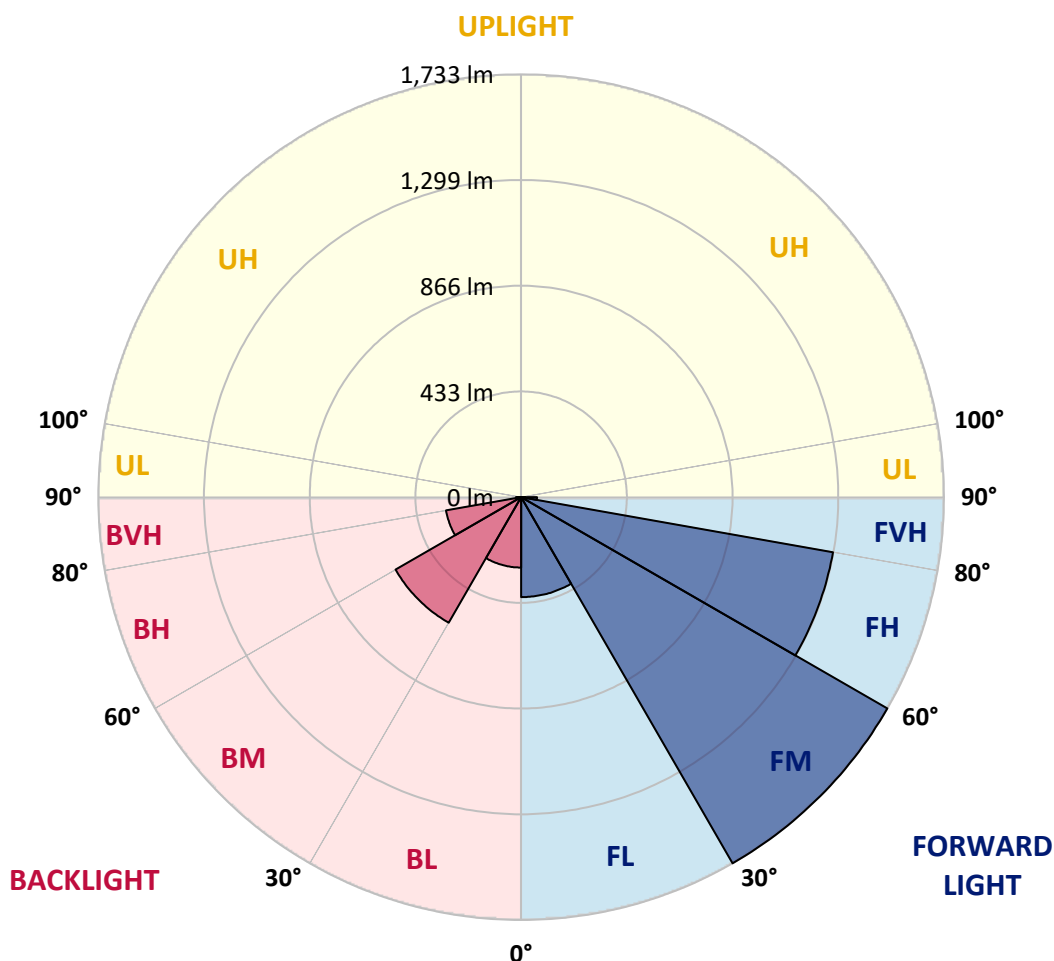
CATALOG NUMBER: MEM2-HSN-SA-30-840-U-T3

LUMINAIRE CLASSIFICATION SYSTEM LUMEN TABLE AND BUG RATING:

Zone	Lumens	% Fixture	Zone Rating/Lumen Limit		
			B	U	G
FL (0°-30°)	409.7	8.7			
FM (30°-60°)	1732.6	36.7			
FH (60°-80°)	1297.6	27.5			G1/1800
FVH (80°-90°)	64.7	1.4			G1/100
BL (0°-30°)	288.5	6.1	B1/500		
BM (30°-60°)	594.1	12.6	B1/1000		
BH (60°-80°)	312.4	6.6	B1/500		G1/500
BVH (80°-90°)	21.7	0.5			G1/100
UL (90°-100°)	0.0	0.0		U0/0	
UH (100°-180°)	0.0	0.0		U0/0	

BUG Rating: B1-U0-G1

Type III Medium





REPORT NUMBER: P870383

CATALOG NUMBER: MEM2-HSN-SA-30-840-U-T3

CANDELA DISTRIBUTION (FULL):

	0°	5°	15°	25°	35°	45°	55°	65°	66°	75°	85°
0°	812.3	812.3	812.3	812.3	812.3	812.3	812.3	812.3	812.3	812.3	812.3
2.5°	841.4	837.6	834.8	836.7	831.1	832.9	826.4	821.7	820.8	818.9	817.0
5°	867.7	867.7	863.0	863.0	856.4	855.5	846.1	835.8	835.8	829.2	821.7
7.5°	895.8	893.9	888.3	887.4	879.8	878.0	867.7	851.7	850.8	838.6	827.3
10°	915.5	916.4	912.7	912.7	907.1	902.4	887.4	870.5	868.6	852.6	834.8
12.5°	930.5	932.4	931.4	931.4	926.7	926.7	909.9	887.4	885.5	864.8	839.5
15°	946.4	945.5	948.3	949.3	947.4	944.6	932.4	906.1	905.2	878.0	846.1
17.5°	960.5	959.6	960.5	965.2	966.1	966.1	954.0	926.7	923.0	893.9	851.7
20°	969.0	970.8	974.6	980.2	983.0	990.5	980.2	951.1	947.4	910.8	863.9
22.5°	1000.9	995.2	998.0	1001.8	1005.5	1015.9	1006.5	976.5	973.7	936.1	878.0
25°	1055.3	1055.3	1048.7	1042.1	1037.4	1042.1	1034.6	1005.5	1003.7	958.6	893.9
27.5°	1150.0	1150.0	1135.9	1111.5	1080.6	1072.1	1066.5	1036.5	1030.9	983.0	904.2
30°	1270.1	1273.8	1248.5	1207.2	1150.0	1112.5	1098.4	1065.6	1062.8	1007.4	920.2
32.5°	1398.6	1406.1	1387.3	1327.3	1233.5	1160.3	1137.8	1104.0	1097.5	1036.5	940.8
35°	1513.9	1521.4	1496.1	1439.8	1319.8	1229.7	1184.7	1146.2	1142.5	1074.0	971.8
37.5°	1607.7	1609.6	1593.7	1525.2	1392.0	1287.9	1242.9	1196.9	1189.4	1119.0	1004.6
40°	1707.2	1714.7	1698.7	1614.3	1457.7	1350.7	1301.0	1257.9	1251.3	1165.9	1035.6
42.5°	1811.3	1810.4	1810.4	1691.2	1523.3	1403.3	1363.9	1316.0	1312.3	1213.8	1069.3
45°	1875.1	1878.8	1868.5	1737.2	1619.9	1457.7	1424.8	1390.1	1383.6	1280.4	1113.4
47.5°	1891.0	1882.6	1835.7	1772.8	1728.7	1513.9	1501.7	1481.1	1466.1	1353.5	1167.8
50°	1869.4	1856.3	1829.1	1788.8	1769.1	1581.5	1579.6	1589.9	1579.6	1442.7	1230.7
52.5°	1788.8	1786.9	1782.2	1791.6	1759.7	1634.9	1667.8	1703.4	1701.5	1533.6	1296.3
55°	1619.0	1631.2	1687.5	1746.6	1724.1	1671.5	1766.3	1834.7	1827.2	1640.6	1363.9
57.5°	1445.5	1457.7	1529.9	1670.6	1689.3	1710.9	1876.9	1983.9	1971.7	1756.9	1425.8
60°	1294.4	1281.3	1353.5	1556.2	1640.6	1746.6	1986.7	2134.9	2124.6	1873.2	1489.6
62.5°	1055.3	1068.4	1183.8	1389.2	1572.1	1769.1	2076.7	2271.9	2265.3	1980.1	1541.1
65°	834.8	817.0	990.5	1213.8	1453.9	1761.6	2154.6	2400.4	2395.7	2085.2	1580.5
67.5°	567.5	555.3	784.2	1039.3	1293.5	1701.5	2172.4	2486.7	2488.5	2147.1	1590.9
70°	382.7	377.1	563.7	799.2	1071.2	1572.1	2117.1	2504.5	2511.0	2163.0	1544.9
72.5°	282.3	281.4	412.7	570.3	797.3	1327.3	1966.1	2388.2	2400.4	2050.5	1409.8
75°	222.3	225.1	294.5	405.2	531.8	982.1	1653.7	2047.7	2066.4	1771.0	1170.6
77.5°	182.0	182.0	206.4	290.8	355.5	609.7	1189.4	1498.9	1536.5	1366.7	901.4
80°	147.3	150.1	152.9	202.6	235.4	348.0	692.2	999.9	1027.1	952.1	651.0
82.5°	80.7	86.3	83.5	105.1	118.2	161.3	274.8	404.3	445.6	396.8	295.5
85°	5.6	3.8	6.6	8.4	10.3	15.9	21.6	30.0	28.1	40.3	20.6
87.5°	0.9	0.9	0.9	1.9	1.9	2.8	3.8	3.8	3.8	3.8	3.8
90°	0.0	0.0	0.0	0.0	0.0	0.0	0.0	0.0	0.0	0.0	0.0



REPORT NUMBER: P870383

CATALOG NUMBER: MEM2-HSN-SA-30-840-U-T3

CANDELA DISTRIBUTION (continued):

	90°	95°	105°	115°	125°	135°	145°	155°	165°	175°	180°
0°	812.3	812.3	812.3	812.3	812.3	812.3	812.3	812.3	812.3	812.3	812.3
2.5°	816.1	811.4	803.9	802.0	799.2	795.4	791.7	786.0	784.2	786.0	787.9
5°	817.0	810.4	798.2	790.7	783.2	776.7	769.2	761.7	757.0	757.9	761.7
7.5°	819.8	810.4	791.7	779.5	767.3	757.0	744.8	736.3	730.7	731.6	734.5
10°	823.6	810.4	787.9	767.3	750.4	735.4	723.2	712.9	707.3	706.3	707.3
12.5°	824.5	809.5	779.5	754.2	733.5	713.8	700.7	691.3	685.7	682.9	684.7
15°	827.3	806.7	771.0	740.1	714.8	694.1	678.2	666.9	663.2	661.3	660.4
17.5°	831.1	805.7	763.5	726.0	696.0	672.6	658.5	647.2	642.5	640.7	642.5
20°	836.7	806.7	755.1	711.9	679.1	655.7	639.7	628.5	624.7	623.8	622.8
22.5°	844.2	808.6	748.5	698.8	660.4	636.9	621.0	613.5	610.6	611.6	611.6
25°	851.7	810.4	739.1	681.0	640.7	616.3	605.0	599.4	601.3	605.0	605.0
27.5°	858.3	809.5	726.0	662.2	617.2	594.7	586.3	587.2	591.9	598.4	599.4
30°	866.7	809.5	711.9	638.8	590.9	569.4	567.5	575.0	582.5	589.1	589.1
32.5°	879.8	815.1	700.7	615.3	563.7	546.9	555.3	565.6	574.1	580.6	582.5
35°	902.4	827.3	693.2	591.9	537.5	525.3	541.2	558.1	563.7	568.4	569.4
37.5°	923.9	838.6	683.8	569.4	510.3	505.6	527.2	545.0	545.9	548.7	548.7
40°	944.6	847.0	671.6	545.0	484.0	484.0	509.3	524.3	522.5	519.7	520.6
42.5°	967.1	851.7	657.5	522.5	462.4	462.4	483.1	496.2	495.3	499.0	501.8
45°	994.3	861.1	638.8	501.8	439.9	436.2	453.1	464.3	478.4	495.3	500.0
47.5°	1031.8	874.2	623.8	479.3	421.2	408.0	414.6	438.0	454.0	468.1	469.9
50°	1071.2	893.0	610.6	455.9	398.7	375.2	380.8	407.1	416.5	422.1	424.9
52.5°	1113.4	908.0	599.4	436.2	375.2	341.4	348.9	374.3	380.8	385.5	386.5
55°	1150.0	920.2	585.3	417.4	349.9	309.5	318.9	343.3	349.9	355.5	355.5
57.5°	1188.5	931.4	575.9	401.5	322.7	283.3	289.8	314.2	323.6	325.5	328.3
60°	1220.3	941.8	567.5	386.5	297.3	259.8	264.5	286.1	297.3	298.3	300.2
62.5°	1242.9	948.3	562.8	367.7	272.0	236.4	240.1	261.7	274.8	277.6	278.6
65°	1256.9	952.1	554.4	343.3	250.4	216.7	216.7	238.3	251.4	258.0	259.8
67.5°	1250.4	945.5	531.8	315.2	230.7	197.0	196.0	217.6	228.9	232.6	233.6
70°	1199.7	907.1	485.9	280.5	210.1	179.2	177.3	197.0	207.3	198.9	199.8
72.5°	1096.5	819.8	423.0	245.8	188.5	162.3	160.4	177.3	178.2	178.2	177.3
75°	923.9	669.7	337.7	209.2	166.0	144.5	145.4	158.5	159.5	164.2	161.3
77.5°	708.2	496.2	263.6	167.0	140.7	128.5	133.2	137.9	144.5	151.0	144.5
80°	515.0	342.4	182.9	124.8	108.8	108.8	110.7	115.4	124.8	131.3	124.8
82.5°	220.4	151.0	84.4	61.9	53.5	52.5	53.5	53.5	65.7	67.5	59.1
85°	16.9	14.1	10.3	10.3	8.4	4.7	4.7	3.8	2.8	2.8	2.8
87.5°	3.8	2.8	2.8	2.8	1.9	1.9	1.9	1.9	1.9	1.9	1.9
90°	0.0	0.0	0.0	0.0	0.0	0.0	0.0	0.0	0.0	0.0	0.0

Cooper Lighting Solutions Photometric Lab
1121 Highway 74 South
Peachtree City, GA 30269



LM-79-2019: Approved Method: Electrical and Photometric Measurements of Solid-State Lighting Products

Report Prepared for

Cooper Lighting Solutions

Streetworks

Report Number: SP1-2407-157-8

Test Date: 09/05/2024

Luminaire Tested: MEM2-HTN-SA-30-840-U-5WQ

Data in this report applies to families of products including MEM2-HTN-SA-30-840-U-5WQ

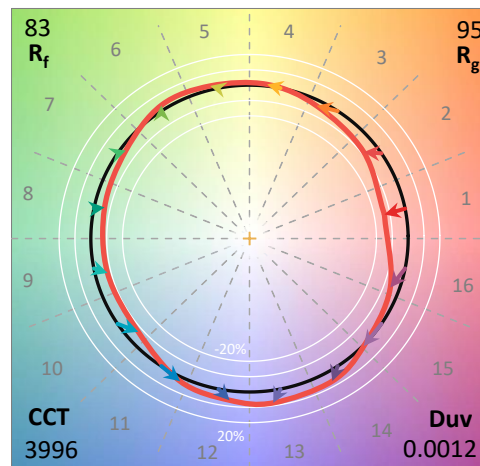
Test Information

Test Method: LM-79-2019
 Report Number: SP1-2407-157-8
 Test Lab: COOPER LIGHTING SOLUTIONS
 Photometer: SP1 - 76IN SPHERE
 Measurement Geometry: 4π
 Issue Date: 09/05/2024
 Manufacturer: COOPER LIGHTING SOLUTIONS
 Product Line: Streetworks
 Catalog Number: **MEM2-HTN-SA-30-840-U-5WQ**
 Description: Epic Modern Light Square 30W 5WQ Optic

Spectral Parameters

CCT (K): 3996
 CIE u': 0.2245
 CIE v': 0.5031
 Duv: 0.0012
 CIE x: 0.3815
 CIE y: 0.3799
 CIE z: 0.2386
 Peak Wavelength (nm): 449
 Dominant Wavelength (nm): 578
 Purity: 28.49233
 Rf: 82.6
 Rg: 95.1

CRI (Ra):	80.6		
R1:	78.1	R9:	-5.8
R2:	87.1	R10:	70.3
R3:	94.5	R11:	78.7
R4:	79.7	R12:	60.5
R5:	78.7	R13:	80.2
R6:	82.7	R14:	97.2
R7:	84.3	R15:	70.6
R8:	59.5		



Test Conditions

Stabilization Time: 29M
 Operation Time: 1H 29M
 Sphere Temperature (°C): 24.3

REPORT NUMBER: SP1-2407-157-8

Measurement and Test Equipment			
Instrument	Identification Number	Calibration Date	Calibration Due Date
Photometer	IN0058	6/18/2024	12/18/2024
Power Meter	INXT2011004	2/8/2024	2/8/2025
AC Power Source	IN0063	10/24/2023	10/24/2024
DC Power Source	IN0208	10/24/2023	10/24/2024
Sphere Thermometer	IN0085	10/24/2023	10/24/2024
Room Thermometer	IN0046	10/24/2023	10/24/2024

REPORT NUMBER: SP1-2407-157-8

CIE 1931 Chromaticity Diagram



CIE 1931 Chromaticity Diagram with 2017 ANSI 7-Step and 4-Step Quadrangles



Point lies inside the ANSI 4000K 4-step quadrangle

REPORT NUMBER: SP1-2407-157-8

Photopic Flux vs. Wavelength



Photopic Lumens: NR

λ (nm)	Power W [^] /nm	Lumens (ϕ /nm)	λ (nm)	Power W [^] /nm	Lumens (ϕ /nm)	λ (nm)	Power W [^] /nm	Lumens (ϕ /nm)	λ (nm)	Power W [^] /nm	Lumens (ϕ /nm)	λ (nm)	Power W [^] /nm	Lumens (ϕ /nm)
360	0	NR	490	289	NR	620	725	NR	750	17	NR	880	0	NR
365	0	NR	495	351	NR	625	673	NR	755	15	NR	885	0	NR
370	0	NR	500	414	NR	630	619	NR	760	13	NR	890	0	NR
375	0	NR	505	470	NR	635	562	NR	765	11	NR	895	0	NR
380	0	NR	510	513	NR	640	506	NR	770	9	NR	900	0	NR
385	0	NR	515	546	NR	645	452	NR	775	8	NR	905	0	NR
390	0	NR	520	571	NR	650	400	NR	780	7	NR	910	0	NR
395	1	NR	525	592	NR	655	352	NR	785	6	NR	915	0	NR
400	3	NR	530	606	NR	660	307	NR	790	5	NR	920	0	NR
405	6	NR	535	624	NR	665	267	NR	795	4	NR	925	0	NR
410	12	NR	540	642	NR	670	231	NR	800	4	NR	930	0	NR
415	22	NR	545	663	NR	675	199	NR	805	3	NR	935	0	NR
420	44	NR	550	686	NR	680	171	NR	810	3	NR	940	0	NR
425	83	NR	555	713	NR	685	146	NR	815	2	NR	945	0	NR
430	150	NR	560	745	NR	690	125	NR	820	2	NR	950	0	NR
435	267	NR	565	774	NR	695	106	NR	825	2	NR	955	0	NR
440	466	NR	570	806	NR	700	90	NR	830	1	NR	960	0	NR
445	804	NR	575	835	NR	705	76	NR	835	1	NR	965	0	NR
450	1000	NR	580	858	NR	710	65	NR	840	1	NR	970	0	NR
455	715	NR	585	875	NR	715	55	NR	845	1	NR	975	0	NR
460	492	NR	590	884	NR	720	47	NR	850	1	NR	980	0	NR
465	402	NR	595	880	NR	725	40	NR	855	1	NR	985	0	NR
470	288	NR	600	868	NR	730	34	NR	860	1	NR	990	0	NR
475	226	NR	605	844	NR	735	28	NR	865	1	NR	995	0	NR
480	227	NR	610	814	NR	740	24	NR	870	0	NR	1000	0	NR
485	248	NR	615	771	NR	745	20	NR	875	0	NR			

REPORT NUMBER: SP1-2407-157-8

Scotopic Flux vs. Wavelength



Scotopic Lumens: NR

S/P: 1.66

λ (nm)	Power W [^] /nm	Lumens (φ/nm)	λ (nm)	Power W [^] /nm	Lumens (φ/nm)	λ (nm)	Power W [^] /nm	Lumens (φ/nm)	λ (nm)	Power W [^] /nm	Lumens (φ/nm)	λ (nm)	Power W [^] /nm	Lumens (φ/nm)
360	0	NR	490	289	NR	620	725	NR	750	17	NR	880	0	NR
365	0	NR	495	351	NR	625	673	NR	755	15	NR	885	0	NR
370	0	NR	500	414	NR	630	619	NR	760	13	NR	890	0	NR
375	0	NR	505	470	NR	635	562	NR	765	11	NR	895	0	NR
380	0	NR	510	513	NR	640	506	NR	770	9	NR	900	0	NR
385	0	NR	515	546	NR	645	452	NR	775	8	NR	905	0	NR
390	0	NR	520	571	NR	650	400	NR	780	7	NR	910	0	NR
395	1	NR	525	592	NR	655	352	NR	785	6	NR	915	0	NR
400	3	NR	530	606	NR	660	307	NR	790	5	NR	920	0	NR
405	6	NR	535	624	NR	665	267	NR	795	4	NR	925	0	NR
410	12	NR	540	642	NR	670	231	NR	800	4	NR	930	0	NR
415	22	NR	545	663	NR	675	199	NR	805	3	NR	935	0	NR
420	44	NR	550	686	NR	680	171	NR	810	3	NR	940	0	NR
425	83	NR	555	713	NR	685	146	NR	815	2	NR	945	0	NR
430	150	NR	560	745	NR	690	125	NR	820	2	NR	950	0	NR
435	267	NR	565	774	NR	695	106	NR	825	2	NR	955	0	NR
440	466	NR	570	806	NR	700	90	NR	830	1	NR	960	0	NR
445	804	NR	575	835	NR	705	76	NR	835	1	NR	965	0	NR
450	1000	NR	580	858	NR	710	65	NR	840	1	NR	970	0	NR
455	715	NR	585	875	NR	715	55	NR	845	1	NR	975	0	NR
460	492	NR	590	884	NR	720	47	NR	850	1	NR	980	0	NR
465	402	NR	595	880	NR	725	40	NR	855	1	NR	985	0	NR
470	288	NR	600	868	NR	730	34	NR	860	1	NR	990	0	NR
475	226	NR	605	844	NR	735	28	NR	865	1	NR	995	0	NR
480	227	NR	610	814	NR	740	24	NR	870	0	NR	1000	0	NR
485	248	NR	615	771	NR	745	20	NR	875	0	NR			

REPORT NUMBER: SP1-2407-157-8

Melanopic Flux vs. Wavelength



Melanopic Lumens: NR

M/P: 3.37

λ (nm)	Power W [^] /nm	Lumens (φ/nm)	λ (nm)	Power W [^] /nm	Lumens (φ/nm)	λ (nm)	Power W [^] /nm	Lumens (φ/nm)	λ (nm)	Power W [^] /nm	Lumens (φ/nm)	λ (nm)	Power W [^] /nm	Lumens (φ/nm)
360	0	NR	490	289	NR	620	725	NR	750	17	NR	880	0	NR
365	0	NR	495	351	NR	625	673	NR	755	15	NR	885	0	NR
370	0	NR	500	414	NR	630	619	NR	760	13	NR	890	0	NR
375	0	NR	505	470	NR	635	562	NR	765	11	NR	895	0	NR
380	0	NR	510	513	NR	640	506	NR	770	9	NR	900	0	NR
385	0	NR	515	546	NR	645	452	NR	775	8	NR	905	0	NR
390	0	NR	520	571	NR	650	400	NR	780	7	NR	910	0	NR
395	1	NR	525	592	NR	655	352	NR	785	6	NR	915	0	NR
400	3	NR	530	606	NR	660	307	NR	790	5	NR	920	0	NR
405	6	NR	535	624	NR	665	267	NR	795	4	NR	925	0	NR
410	12	NR	540	642	NR	670	231	NR	800	4	NR	930	0	NR
415	22	NR	545	663	NR	675	199	NR	805	3	NR	935	0	NR
420	44	NR	550	686	NR	680	171	NR	810	3	NR	940	0	NR
425	83	NR	555	713	NR	685	146	NR	815	2	NR	945	0	NR
430	150	NR	560	745	NR	690	125	NR	820	2	NR	950	0	NR
435	267	NR	565	774	NR	695	106	NR	825	2	NR	955	0	NR
440	466	NR	570	806	NR	700	90	NR	830	1	NR	960	0	NR
445	804	NR	575	835	NR	705	76	NR	835	1	NR	965	0	NR
450	1000	NR	580	858	NR	710	65	NR	840	1	NR	970	0	NR
455	715	NR	585	875	NR	715	55	NR	845	1	NR	975	0	NR
460	492	NR	590	884	NR	720	47	NR	850	1	NR	980	0	NR
465	402	NR	595	880	NR	725	40	NR	855	1	NR	985	0	NR
470	288	NR	600	868	NR	730	34	NR	860	1	NR	990	0	NR
475	226	NR	605	844	NR	735	28	NR	865	1	NR	995	0	NR
480	227	NR	610	814	NR	740	24	NR	870	0	NR	1000	0	NR
485	248	NR	615	771	NR	745	20	NR	875	0	NR			

Summary

$R_f = 82.6$
 $R_g = 95.1$
 CIE $R_a = 80.6$
 $R_9 = -5.8$

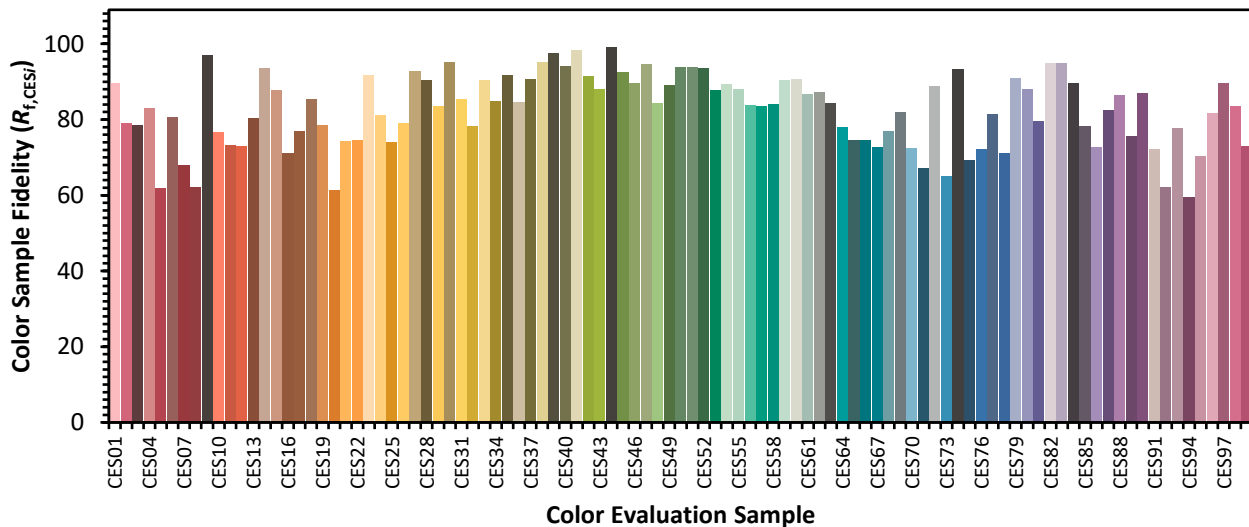


Color Vector Graphics



Individual Sample Fidelity Index ($R_{f,i}$)

CES01 = 85	CES26 = 79	CES51 = 94	CES76 = 72
CES02 = 61	CES27 = 93	CES52 = 94	CES77 = 82
CES03 = 31	CES28 = 90	CES53 = 88	CES78 = 71
CES04 = 69	CES29 = 83	CES54 = 89	CES79 = 91
CES05 = 48	CES30 = 95	CES55 = 88	CES80 = 88
CES06 = 50	CES31 = 86	CES56 = 84	CES81 = 80
CES07 = 40	CES32 = 78	CES57 = 84	CES82 = 95
CES08 = 39	CES33 = 90	CES58 = 84	CES83 = 95
CES09 = 29	CES34 = 85	CES59 = 90	CES84 = 90
CES10 = 74	CES35 = 92	CES60 = 91	CES85 = 78
CES11 = 57	CES36 = 85	CES61 = 87	CES86 = 73
CES12 = 63	CES37 = 91	CES62 = 87	CES87 = 83
CES13 = 42	CES38 = 95	CES63 = 84	CES88 = 86
CES14 = 74	CES39 = 98	CES64 = 78	CES89 = 76
CES15 = 71	CES40 = 94	CES65 = 75	CES90 = 87
CES16 = 46	CES41 = 98	CES66 = 75	CES91 = 72
CES17 = 49	CES42 = 92	CES67 = 73	CES92 = 62
CES18 = 56	CES43 = 88	CES68 = 77	CES93 = 78
CES19 = 71	CES44 = 99	CES69 = 82	CES94 = 60
CES20 = 65	CES45 = 93	CES70 = 72	CES95 = 70
CES21 = 86	CES46 = 90	CES71 = 67	CES96 = 82
CES22 = 78	CES47 = 95	CES72 = 89	CES97 = 90
CES23 = 91	CES48 = 84	CES73 = 65	CES98 = 84
CES24 = 90	CES49 = 89	CES74 = 93	CES99 = 73
CES25 = 71	CES50 = 94	CES75 = 69	



Color Rendition by Hue-Angle Bin



Measure Comparisons



(END OF REPORT)